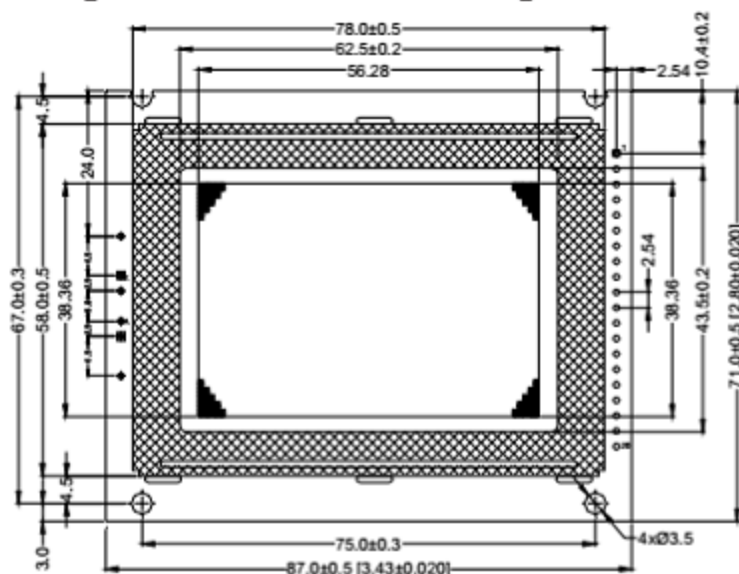
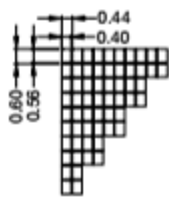
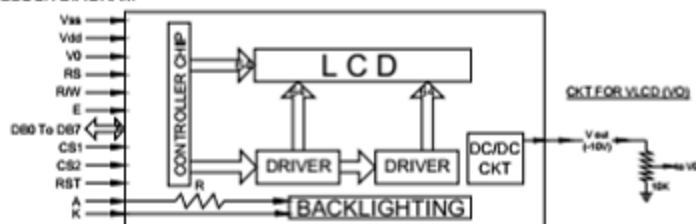


LG128643 [128 x 64, 1/64 MUX]

DIMENSION IN MM



BLOCK DIAGRAM



[*] DIMENSIONS FOR LED BACKLIGHT VERSION

TABULATED DATA

MODEL	DISPLAY FORMAT DOT x DOT	DRIVING DUTY	DOT SIZE W x H	DOT PITCH W x H	VIEWING AREA W x H	PCB SIZE W x H
LG128643	128 x 64	1/64	0.40 x 0.56	0.44 x 0.60	62.5 x 43.5	87.0 x 71.0

ELECTRICAL DATA (Ta = 25°C, Vdd = +5V ± 0.25V)

ITEM	SYMBOL	TEST CONDITION	STANDARD VALUES			UNITS
			MIN.	TYP.	MAX.	
Input High Voltage	V _{IH}	-	0.7	-	V _{DD}	V
Input Low Voltage	V _{IL}	-	V _{SS}	-	0.3	V
Output High Voltage	V _{OH}	I _{OH} = 0.2mA	2.4	-	-	V
Output Low Voltage	V _{OL}	I _{OL} = 1.2mA	-	-	0.4	V
Supply Current	I _{DD}	V _{DD} = 5.0V	-	2.2	3.5	mA
Operating Voltage for LCD	V _{DD} -V _{OUT}	Ta = 0°C	-3.2	-6.2	-8.0	V
		Ta = 25°C	-2.8	-6.0	-7.8	V
LED Backlight Current	I _{LED}	V _{DD} = 5.0V	90	120	140	mA

PIN DETAILS

PIN No.	DESCRIPTION	PIN No.	DESCRIPTION	PIN No.	DESCRIPTION
1	Gnd	5	R / \bar{W}	16	\bar{RST}
2	Vcc	6	E1	17	-Vout (-15V)
3	Vo	7 to 14	DB0 to DB7	18	CS2
4	RS	15	CS1	19 & 20	LED BL (A & K)

MAX. RATINGS

ITEM	MAX.
Top	-20 to +70°C
Tst	-30 to +80°C
V _{DD}	+5Volts
RH %	85% @ +40°C